

Ingersoll Rand delivers on code compliance.

When it's your job to specify code-compliant door hardware, Ingersoll Rand can make selecting the right product easy. From our Von Duprin WS exit device to Steelcraft tornado- and hurricane-rated doors, Ingersoll Rand has the products you need to help protect life safety and property security.

Published in 2008, ICC 500 provides minimum design and construction requirements for storm shelters that provide a safe refuge from storms that produce high winds, hurricanes and tornados. When you specify the WS exit device for a building that may be used as a storm shelter you can be sure you are selecting a product certified and tested to perform in the most severe wind conditions.



To find out more visit us online at www.vonduprin.ingersollrand.com



Ingersoll Rand's Security Technologies Sector is a leading global provider of products and services that make environments safe, secure and productive. The sector's market-leading products include electronic and biometric access-control systems; time-and-attendance and personnel scheduling systems; mechanical locks; portable security; door closers, exit devices, architectural hardware, and steel doors and frames; and other technologies and services for global security markets.

800-999-0408

www.vonduprin.ingersollrand.com

www.ingersollrand.com

©2009 Ingersoll Rand Company Limited VD-5126

VON DUPRIN®

WS9827/9927 Exit Device

Hardware built for
extreme weather.



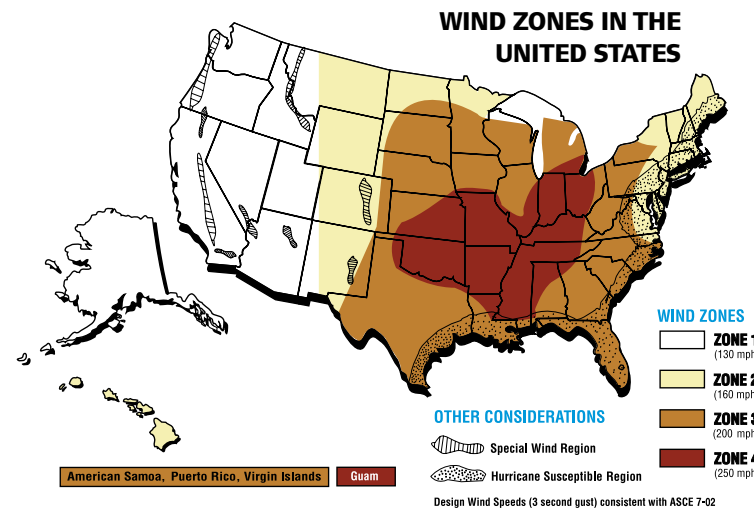
Von Duprin keeps people safe and secure even in severe weather.

Von Duprin, the leading manufacturer of fire and life safety products, announces the release of the WS9827/9927 surface vertical rod exit device. Von Duprin's new exit device has been designed and tested to provide the highest level of performance. WS9827/9927 is certified to comply with ICC 500 Standard for the Design and Construction of Storm Shelters, and the Federal Emergency Management Agency's publication FEMA 361 – Design and Construction Guidance for Community Safe Rooms.

Specialized life safety in every zone.

Many areas of the United States are subject to the extreme wind-load and debris impact conditions resulting from tornados and hurricanes. The past decade has brought record-breaking numbers of deadly storms across the central and southern regions of the country; every state has experienced at least one tornado.

It is important to ensure life safety during these severe wind storm events. The 2009 International Building Code® has developed new standards that specifically address the design and construction for structures that have been designated as either hurricane or tornado shelters, ICC 500 Standard for the Design and Construction of Storm Shelters.



WS9827/9927 Surface Mounted Vertical Rod Device


Vertical rod and latch guards are available to protect the bottom rod of the exit device from damage by impacts of carts and gurneys passing through doors.

Specifications

Device Functions	Device ships EO. For TP, K, or L remove NL drive screw from device
Device Lengths	3' - 2'4" to 3' (71mm to 914mm) Door size 4' - 2'10" to 4' (864mm to 1219mm) Door size
Strikes	Bottom – 304L Unfinished
Dogging Feature	Hex key dogging standard (Panic)
Dogging Options	CD Cylinder Dogging LD Less Dogging
Electrical Options	LX Latchbolt monitor switch RX Pushpad monitor switch RX-2 Double pushpad monitor switch ALK Alarm exit kit SS Signal switch
Fasteners & Sex Bolts (SNB)	Includes 1 3/4" (44mm) Metal Doors SNB furnished for top & bottom latches and device (required)
Device Centerline from Finished Floor	39 1/2" (1003mm)


Door Undercut	1/4" (7mm)
Center Case Dimensions	8" x 2 3/4" x 2 3/8" (203mm x 70mm x 60mm)
Mechanism Case Dimensions	2 1/4" x 2 1/4" (57mm x 57mm)
Top & Bottom Latch Case	4 1/2" x 2 1/2" x 1 7/8" (114mm x 64mm x 48mm)
Vertical Rods	1/2" (13mm) round tubing, standard rods accommodate 7' (2134mm) door Top rod length is 36 1/4" (921mm) Bottom rod length is 31 3/4" (806mm) Extension rods available, 1' (305mm) or 3' (914mm) for doors over 7' (2134mm)
Projection	Pushbar Neutral – 3 13/16" (97mm) Pushbar Depressed – 3 1/16" (78mm)
Finishes	US3, US4, US10, US26, US26D, US28, 313AN, 315AN and US32D for the 9827 device only

Standard Trim



	Exit Only	Thumbturn Key Locks and Unlocks (Use with OT Trim)	Thumbturn Blank Escutcheon Always Operable (No Cylinder. Use with OT Trim)
Product Description	WS9827EO WS9927EO	WS9827TL WS9927TL	WS9827TL-BE WS9927TL-BE
Trim Description	-	377T x 990DT	377T x 990DT
Escutcheon Plate Size	-	2 9/16" x 5 1/2" x 2 5/8" (65mm x 140mm x 67mm)	2 3/4" x 10 3/4" x 27/32" (70mm x 273mm x 21mm)
Pull Center to Center	-	-	-
Projection	-	3 1/4" (83mm)	3 1/4" (83mm)
ANSI Function	01	11	-
Cylinder Type	-	1 1/4" (32mm) Mortise	-
Optional Trim	x990EO x992EO x994EO x996EO		
Required #425 Sex Bolt Quantity for Device	6	2	2

Standard Trim



	Lever Key Locks and Unlocks	Lever - Blank Escutcheon Always Operable (No Cylinder)
Product Description	WS9827L WS9927L	WS9827L-BE WS9927L-BE
Trim Description	996L-R/V	996L-BE-R/V
Escutcheon Plate Size	2 3/4" x 10 3/4" x 27/32" (70mm x 273mm x 21mm)	2 3/4" x 10 3/4" x 27/32" (70mm x 273mm x 21mm)
Pull Center to Center	-	-
Projection	2 7/8" (73mm)	2 7/8" (73mm)
ANSI Function	08	-
Cylinder Type	Rim	-
Optional Trim	x992L x994L	x992L-BE x994L-BE
Required #425 Sex Bolt Quantity for Device	2	2

Specifications Compliance

UL Listed – Panic hardware UL 305; Fire exit hardware UL 10 C; rating 3-hour pair of doors (double egress), 90 minute pairs (swinging same direction); door size is 8'0" x 8'0" (2438mm x 2438mm) hollow metal

BHMA Grade 1
ANSI A156.3-2001g1

Windstorm ratings:

- A. Door applications – 8'0" x 8'0" (2438mm x 2438mm) pairs (swinging same direction); 4'0" x 8'0" (1219mm x 2438mm) single (non-fire-rated only) flush hollow metal.
- B. Miami-Dade County/FBC compliance to TAS 201, TAS 202, TAS203 (NOA pending); design load rating +150/-150 PSF (245 MPH wind zone); Enhanced Hurricane Protection (EHPA) ASTM E1996; ANSI/ICC 500 (245 MPH wind zone)
- C. UL-FEMA 361 certified 8'0" x 8'0" (2438mm x 2438mm) pairs (swinging same direction) and 4'0" x 8'0" (1219mm x 2438mm) single (non-fire-rated only) flush hollow metal.
- D. UL-ANSI/ICC 500 certified for F5 tornado applications.

These devices are listed with Steelcraft Paladin™ doors for tornado listings and Steelcraft H Series doors for hurricane listings. Visit www.steelcraft.com for more information.

How to order.

Specify prefix WS. Available on the following 98/99 Series devices:

- WS98/9927
- WS98/9927-F